

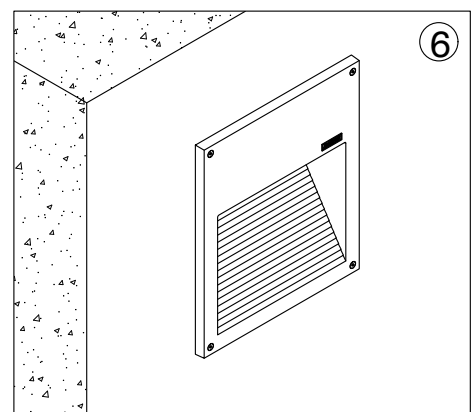
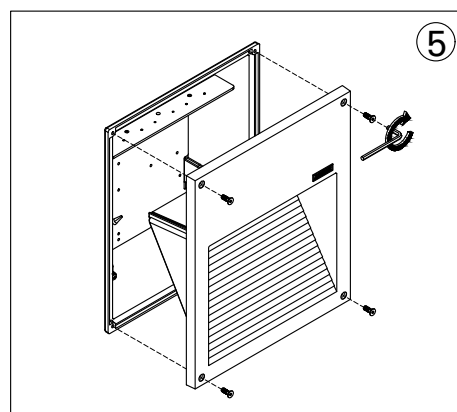
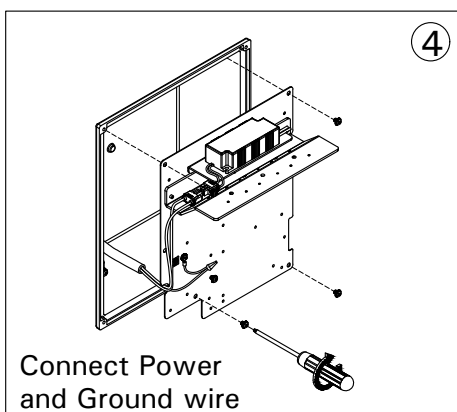
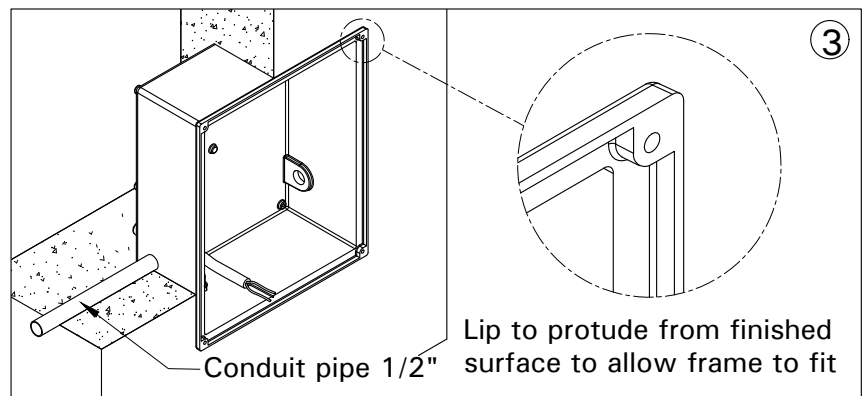
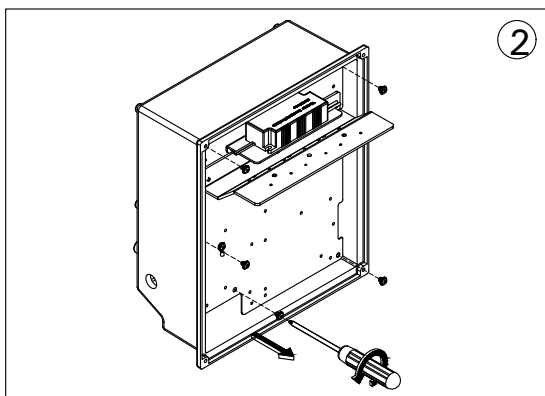
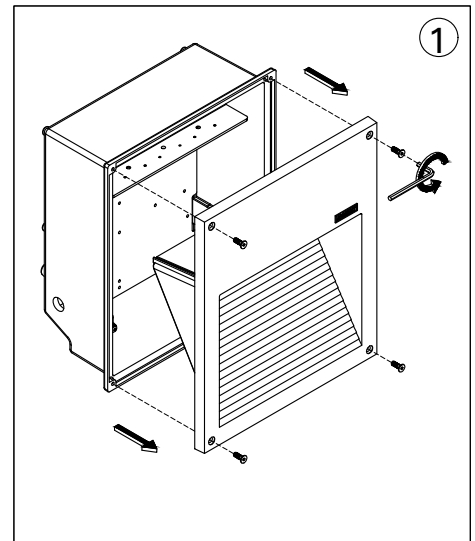
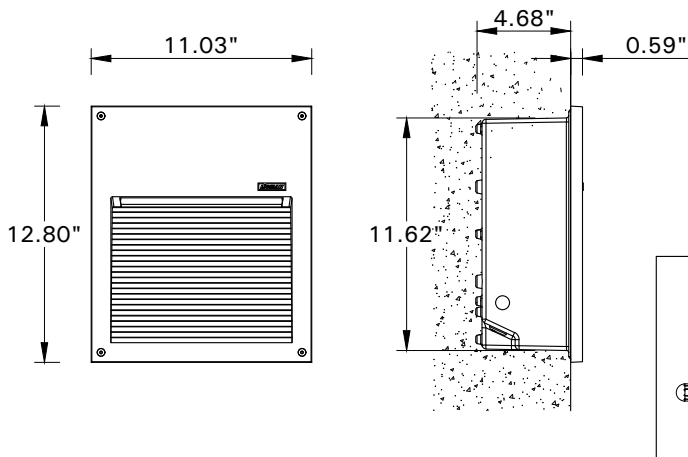
INSTALLATION AND SERVICE MANUAL

LIGMAN
NORTH AMERICA

For installation of Rado 4 recessed location light LED.
Model. URA-40561, URA-40562.

Product drawing (dimensions)

SUITABLE FOR WET LOCATIONS



Notice to installer :

1.WIRING INSTRUCTIONS Warning : RISK OF FIRE AND ELECTRICAL SHOCK. : FIXTURE MUST BE INSTALLED BY A QUALIFIED ELECTRICIAN ONLY>FIXTURE IS INTENDED FOR INSTALLATION IN ACCORDANCE WITH THE NATIONAL ELECTRICAL CODE, LOCAL AND FEDERAL CODE SPECIFICATIONS. DISCONNECT POWER BEFORE SERVICING.

2.This fixture has a VOLTAGE SPECIFIC BALLAST,Check that the supply voltage is the same as the installed ballast voltage.

Ligman Lighting USA

7144 NE Progress Court, Hillsboro
Oregon, 97124, USA
Tel : 503 645 0500 | Fax : 503 645 8100

www.ligmanlightingusa.com

URA-40561 01/04/24 REV.2
1/1

FM-TS-13-1/13-05-2563/Rev.6